

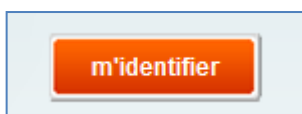


Connecting to your ORANGE Telephone/Internet account

To log on to your client account “espace client” please go to www.orange.fr and follow the links to “espace client” or click on the link below.

<https://espaceclientv3.orange.fr/?page=gt-home-page>

You will then need to click on the button “m’identifier”



Enter the following details (see logon details in your email from Running Repairs):

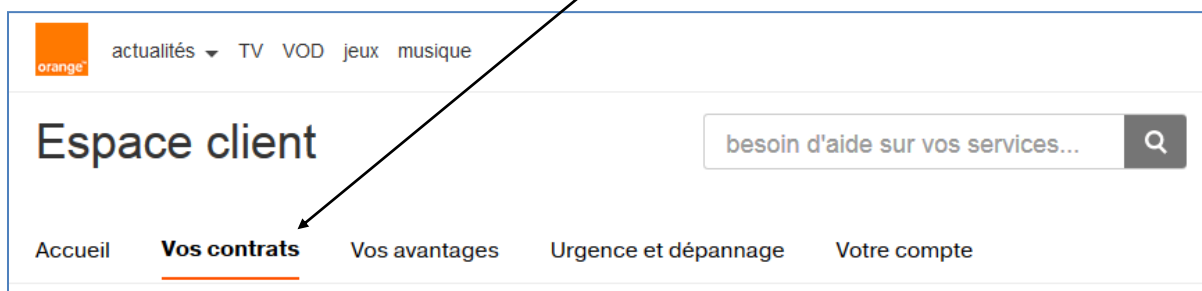
email address: xxxxxxxxx

password: xxxxxxxxx

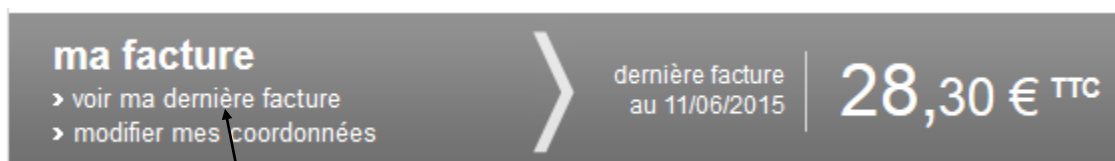
Then click “s’identifier”

You should now be logged in.

To access your bills “factures” please click on “Vos contrats”



At the bottom of the page you will see a rectangle with information about your last bill “facture”





Click on “voir ma dernière facture” to access your latest bill.




To view or download your latest bill in pdf format click on “**télécharger ma facture**” to view previous bills click on “**voir mon historique sur 1 an**”. See screenshot below.

ma dernière facture


émise le 11/06/2015

 télécharger ma facture > 



 comprendre ma facture >

montant 28,30 €


mode de paiement *date limite de paiement le 21/06/2015*




 La date limite de paiement est dépassée. Si vous n'avez pas déjà payé votre facture, vous pouvez la régulariser en ligne régulariser >



mon historique de facture



 voir mon historique sur 1 an 


You can also access your Orange email account by hovering over the envelope icon in the top right hand corner of the screen; this will then show a menu where you can click on the envelope icon “mail”.

boutique espace client assistance  Your Name

 accueil mail & cloud  mail 

 Le Cloud  boîtes vocales

 agenda  sms / mms

 contacts

contrat