

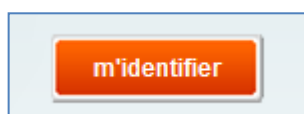


## Connecting to your ORANGE telephone and Internet account

To log on to your “espace client” (client space/account) please go to [www.orange.fr](http://www.orange.fr) and follow the links to “espace client” or click on the link below.

<https://espaceclientv3.orange.fr/?page=gt-home-page>

You will then need to click on the button “m’identifier”



Enter the following details (see logon details in your email from Running Repairs):

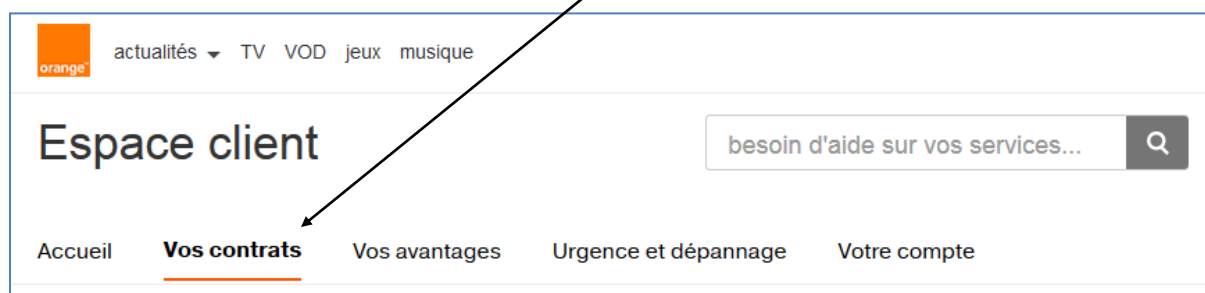
email address: xxxxxxxxxx

password: xxxxxxxxxx

Then click “s’identifier”

You should now be logged in.

To access your bills “factures” please click on “Vos contrats”



You will see that you have two contracts – one for the internet and one for the phone line.





Click on “**ma dernière facture**” to access your latest bill.




To view or download your latest bill in pdf format click on “**télécharger ma facture**” to view previous bills click on “**voir mon historique sur 1 an**”. See screenshot below.

ma dernière facture

émise le 11/06/2015

 télécharger ma facture > 


 comprendre ma facture >

---



montant 28,30 €

---


mode de paiement *date limite de paiement le 21/06/2015*




 La date limite de paiement est dépassée. Si vous n'avez pas déjà payé votre facture, vous pouvez la régulariser en ligne régulariser >



mon historique de facture



 voir mon historique sur 1 an 


You can also access your Orange email account by hovering over the envelope icon in the top right hand corner of the screen; this will then show a menu where you can click on the envelope icon “mail”.

boutique espace client assistance  Your Name

 accueil mail & cloud  mail 

 Le Cloud  boîtes vocales

 agenda  sms / mms

 contacts

ontrat